


# Cultivating Cumberland

July - 2020 VOL. 25, ISSUE 7



## Inside this issue:

COVID-19 Closure Information	1
Hand Sanitizers for Use in the Field	2
Portable Toilets at Farm Markets and Tailgate Markets	2
FDA Warns Not to Purchase these Hand Sanitizers	3
Good Agricultural Practices, Harmonized and Harmonized Plus Audits	3
FSMA Produce Safety Rule Inspections to Resume	4
On-Farm Readiness Reviews to Resume	5
Most Common Illnesses you can Get From Mosquito Bites	6-7
New Rutgers Fact Sheets	7
Testing for COVID-19	8
Calendar of Important Events	9

### Attachments

- \* Vegetation ID for Wetland Delineation
- \* Mosquito Bite Prevention
- \* Mosquito Prevention and Protection
- \* No-Till & Cover Crop Implementation

## COVID-19 Closure Information

Please be aware that while the Rutgers Cooperative Extension Office of Cumberland County may be closed to the public, you can still reach your County Agents! Call (856) 451-2800

Updates about our office can be found on <https://cumberland.njaes.rutgers.edu/> and [www.co.cumberland.nj.us](http://www.co.cumberland.nj.us)

Department	Contact	Email
Commercial Agriculture	Wesley Kline	wkline@njaes.rutgers.edu
Environmental	Sal Mangiafico	mangiafico@njaes.rutgers.edu
Nursery Production	Tim Waller	twaller@njaes.rutgers.edu

- Follow our Facebook page to stay up to date on Food Safety Issues. <https://www.facebook.com/RutgersOnFarmFoodSafety/>
- New Covid-19 information is added to our website at least weekly: [onfarmfoodsafety.rutgers.edu](http://onfarmfoodsafety.rutgers.edu)
- To stay current on commercial agriculture information, including updates on Covid-19, join the Rutgers Plant and Pest Advisory at <https://plant-pest-advisory.rutgers.edu/>, click on the subscribe link at the top of the page then click EMAIL on the edition you are interested in subscribing to. If you are interested in more than one edition you need to subscribe to each one individually. Current editions are vegetable, fruit, and landscape/nursery/turf.

## **Hand Sanitizers for Use in the Field**

Under the “Interim COVID-19 Guidance for Migrant and Seasonal Farmworkers, Their Employers, and Housing Providers”, employers are required to provide hand sanitizers with at least 60-95% alcohol in various locations and employers are to schedule handwashing breaks every hour. If soap and water are not available, an alcohol-based sanitizer that contains 60-95% alcohol may be used. Hand sanitizers may be difficult to find, but a grower can make their own. Visit the [onfarmfoodsafety.rutgers.edu](https://onfarmfoodsafety.rutgers.edu) website for a factsheet entitled “Home-made Hand Sanitizer”. This walks you through how to make a cheap effective sanitizer.

The next question is, what is the proper method to apply and use the sanitizer? Research has shown that a two-step sanitizer method is the best method for alcohol-based sanitizers.

Step 1: Apply three pumps of sanitizer from the dispenser.

Step 2: Rub hands for 20 seconds making sure to cover the palms, backs of hands, and between fingers up to the wrists.

Step 3: Wipe the hands on a disposable paper towel.

Step 4: Apply one pump of the sanitizer from the dispenser.

Step 5: Rub hands until dry.

Hand sanitizers do not take the place of handwashing before starting or returning to work; after using the toilet; before and after eating and smoking; before putting on gloves; after touching animals or animal waste or any other time hands may become contaminated under the Food Safety Modernization Act or for most audits.

## **Portable Toilets at Farm Markets and Tailgate Markets**

When dealing with COVID-19 there are even more reasons to have sufficient portable toilet facilities and proper cleaning and disinfection. Contact your portable toilet company and consider increasing the number of times they will service the units. If it is being done once a week consider increasing it to twice a week if the traffic warrants. Between these visits someone on your staff should be trained to clean and disinfect the units at least twice a day. Clean the hard surfaces using a detergent or soap and water followed by rinsing with potable water prior to disinfecting. The Environmental Protection Agency (EPA) maintains a list of disinfectants to use against COVID-19 at <https://cfpub.epa.gov/qiwiz/disinfectants/index.cfm>. When selecting a product pay attention to the contact time which may vary from 1 to 10 minutes. This is the time that the surface must remain wet. These disinfectants are for hard surfaces only. Do not apply to produce or skin. Also, wear gloves since these products can irritate the skin.

A household bleach solution, alcohol solution with at least 70% alcohol can be used to disinfect. Prepare the solution by mixing 5 tablespoons (1/3 cup) bleach per gallon of water or 4 teaspoons bleach per quart of water. Bleach and disinfectants should be stored in non-clear containers and used within 30 days after opening.

## **Food and Drug Administration Warns Not to Purchase the Following Hand Sanitizers**

The Food and Drug Administration advises consumers not to use any hand sanitizer manufactured by Eskbiochem SA de CV in Mexico, due to the potential presence of methanol (wood alcohol), a substance that can be toxic when absorbed through the skin or ingested. FDA has identified the following products manufactured by Eskbiochem:

- All-Clean Hand Sanitizer (NDC: 74589-002-01)
- Esk Biochem Hand Sanitizer (NDC: 74589-007-01)
- CleanCare NoGerm Advanced Hand Sanitizer 75% Alcohol (NDC: 74589-008-04)
- Lavar 70 Gel Hand Sanitizer (NDC: 74589-006-01)
- The Good Gel Antibacterial Gel Hand Sanitizer (NDC: 74589-010-10)
- CleanCare NoGerm Advanced Hand Sanitizer 80% Alcohol (NDC: 74589-005-03)
- CleanCare NoGerm Advanced Hand Sanitizer 75% Alcohol (NDC: 74589-009-01)
- CleanCare NoGerm Advanced Hand Sanitizer 80% Alcohol (NDC: 74589-003-01)
- Saniderm Advanced Hand Sanitizer (NDC: 74589-001-01)

Consumers who have been exposed to hand sanitizer containing methanol should seek immediate treatment, which is critical for potential reversal of toxic effects of methanol poisoning. Substantial methanol exposure can result in nausea, vomiting, headache, blurred vision, permanent blindness, seizures, coma, permanent damage to the nervous system or death. Although all persons using these products on their hands are at risk, young children who accidentally ingest these products and adolescents and adults who drink these products as an alcohol (ethanol) substitute, are most at risk for methanol poisoning.

## **Good Agricultural Practices, Harmonized and Harmonized Plus Audits**

Growers can now schedule their USDA audits with the New Jersey Department of Agriculture (NJDA).

NJDA has been doing audits over the last few weeks so now is the time to make your appointment.

With the increased demand growers need to contact Chris Kleinguenther at

[Christian.Kleinguenther@ag.nj.gov](mailto:Christian.Kleinguenther@ag.nj.gov). All the paperwork needs to be turned into Chris at least 10 days

before the scheduled audit. That means you should contact him at least two weeks before the audit!

## **Food Safety Modernization Act (FSMA) Produce Safety Rule Inspections** **Resume**

The Food and Drug Administration has announced that FSMA inspections can resume when the state is ready. The New Jersey Department of Agriculture (NJDA) are starting inspections of fruit and vegetable operations. NJDA will contact individual growers to schedule the inspection. However, if too many growers try to put off the courtesy inspections NJDA will start unannounced inspections. It is in the growers' best interest to schedule the inspections when NJDA calls. These are educational inspections covering operations with sales of \$250,000 and above. If the farm thinks they are qualified exempt they will need to show some type of financial records for the last three years proving they meet the qualified exemption standard.

To be eligible for a qualified exemption, the farm must meet two requirements:

The farm must have food sales averaging less than \$500,000 per year adjusted for inflation during the previous three years.

The farm's direct sales to qualified end-users must exceed sales to all other buyers combined during the previous three years. A qualified end-user is either (a) the consumer of the food or (b) a restaurant or retail food establishment that is located in the same state or not more than 275 miles away.

If the operation is qualified exempt the requirement other than the financial records is to label either individual containers or have a roadside stand/farmers market sign prominently and conspicuously displayed that has the name and complete business address of the farm where the produce was grown.

For additional information contact Chris Kleinguenther, at [Christian.Kleinguenther@ag.nj.gov](mailto:Christian.Kleinguenther@ag.nj.gov)



## **On-Farm Readiness Reviews to Resume**

The Food and Drug Administration (FDA) has lifted the restrictions on carrying out On-Farm Readiness Reviews (OFRR). The New Jersey Department of Agriculture (NJDA) in cooperation with Rutgers Cooperative Extension are offering OFRR's.


The objectives of the On-Farm Readiness Review program are to:

- Offer a voluntary, non-regulatory, pre-inspectional "readiness" review primarily for covered farms and discuss whether the farm is covered by Food Safety Modernization Act (FSMA) Produce Safety Rule or whether the farm may be exempt from parts of FSMA
- Promote coordination between farmers, regulators & educators
- Educate regulators about on-farm practices and conditions
- Familiarize non-qualified farms with the regulations

This is a confidential review of individual farm operations. Usually there are two individuals on the team, one each from NJDA and Extension. This is not a records review, but an overall assessment of the farm operation and how the farming practices conform to the Produce Safety Rule. The team walks around the operation with the grower and discusses the different aspects of the farm. Once the review is over the group sits together and reviews the findings and makes suggestions for possible changes to meet the rule. Any notes that are taken during the review are left with the grower.

Any fruit or vegetable operation with sales over \$25,000 are eligible for the review. It is encouraged that someone on the farm has gone through the Produce Safety Alliance (PSA) training prior to the review. The PSA training meets the requirement for training under the Product Safety Rule that someone on the operation must receive training recognized by FDA.

The OFRR is a good way to help a grower understand what is required under the Rule. How do you schedule for a review? Contact Chris Kleinguenther, NJDA, at [Christian.Kleinguenther@ag.nj.gov](mailto:Christian.Kleinguenther@ag.nj.gov). Chris will contact the grower and schedule a date and time for the review.



## **Most Common Illnesses You Can Get From Mosquito Bites**

### **Battle the Bite**

Many mosquitoes live for 2 to 3 months. Most will die or hibernate when the temperature drops below 50 degrees. In the U.S., mosquito season begins in early spring, peaks in the summer, and ends with the first freeze. In parts of the world with warmer weather, they may be active year-round.

The best way to prevent the illnesses they spread is to avoid mosquito bites.

- Wear light-colored clothing to cover up.
- Put mosquito repellent "bug spray" on your bare skin.
- Get rid of places that water can collect around your home.
- Keep water in pools and landscaping moving.

Use screens on your windows or a mosquito net when sleeping outdoors.

### **West Nile Virus**

Most people who get West Nile virus don't have any symptoms. About 1 in 5 will have a fever and other flu-like symptoms. Feeling worn out could take months to go away completely. A few people get a more serious infection that causes brain swelling, or meningitis. There's a very small chance you could die.

People in 48 of the 50 U.S. states, Africa, Europe, the Middle East, and West and Central Asia have had West Nile.

### **Encephalitis**

Mosquitoes can pass on viruses that cause inflammation around your brain and spinal cord. (The brain swelling with a serious West Nile infection is a kind of encephalitis.)

What type you could get depends on where you are:

- LaCrosse -- the 13 states east of the Mississippi River
- St. Louis -- throughout the U.S., especially Florida and Gulf of Mexico states
- Eastern Equine -- Atlantic, Gulf Coast, and Great Lakes states; the Caribbean; Central and South America
- Western Equine -- states west of the Mississippi River, areas of Canada and Mexico
- Japanese -- Asia and the Western Pacific

Your doctor can give you medicine to ease your fever and sore throat. You'll need emergency care right away for severe symptoms, such as confusion, seizures, and muscle weakness, to prevent brain damage and other complications.

You can get shots to prevent Japanese encephalitis before you travel to the area.

### **Zika Virus**

First found in Africa in the 1940s, this virus has spread to South and Central America, Mexico, the Caribbean, Southeast Asia, and the Pacific Islands.

Most people don't know they have Zika. The symptoms are mild and usually run their course in less than a week. You may have a fever, joint or muscle pain, pinkeye, or a rash.

The virus has been linked to more serious problems: cases of Guillain-Barre syndrome and a birth defect called microcephaly.

Guillain-Barre is a nervous system disorder that can cause weakness and paralysis. Most people recover over time.

Microcephaly causes a baby's head to be small and not fully develop. Babies with this condition may have developmental and intellectual delays and other problems.

There's no vaccine to prevent the virus. The CDC recommends pregnant women avoid traveling to areas with ongoing Zika infections.

### **Chikungunya Virus**

Found mostly in the Caribbean and South America, chikungunya is now spreading in the U.S. It causes severe pain in your joints that may last several weeks. You'll need rest and fluids until symptoms go away. Your doctor may suggest pain relief medicine, too.

### **Dengue Fever**

You'll likely get a sudden high fever and may bleed a little from your nose or gums. It can be very uncomfortable. Rest and treating the symptoms are the only things you can do for dengue.

Some people get a more severe form, known as dengue hemorrhagic fever. If your small blood vessels become leaky and fluid starts to build up in your belly and lungs, you'll need medical care right away.

Usually people in the U.S. with dengue bring it back with them from warm parts of Africa, Asia, Pacific Islands, Central and South America, and the Caribbean -- especially Puerto Rico. In the last 20 years, though, there have been outbreaks in South Texas, Hawaii, and the Florida Keys.

## **New Rutgers Fact Sheets**

**The following bulletin is now available on NJAES Publications:**

- |        |  |
|--------|--|
| E361   | Ecology and Management of the Groundhog ( <i>Marmota monax</i> ). <i>Kerwin, K. and Maslo, B.</i><br><a href="https://njaes.rutgers.edu/e361">https://njaes.rutgers.edu/e361</a> |
| FS1320 | Northern Copperheads in New Jersey. <i>Christensen, T., Kerwin K., Maslo, B.</i><br><a href="https://njaes.rutgers.edu/fs1320">njaes.rutgers.edu/fs1320</a>                      |

## Testing for COVID-19

Complete Health Care Systems (Federally Qualified Health Care Center) is collaborating with the Cumberland, Gloucester, and Cape May County Health Departments to provide education and testing for farm workers and owners. This is confidential and provided free of charge. Contact Meghan Spinelli, Vice President of Community & Government Relations at CompleteCare Health Network, by calling 856-451-4700 or visiting CompleteCareNJ.org and clicking Request an Appointment.

Questions have been raised about what happens if someone tests positive. The results of tests are given to the individual tested. It is up to them whether they divulge the results. Workers should be encouraged to tell the employer, so arrangements can be made on working conditions. Those that test positive can still work but should be kept in a group for work, breaks, meals, etc. Anyone who shows symptoms should be kept separate. The New Jersey Department of Health suggests the following grouping:

**Group 1:** Workers that are COVID-19 positive, whether they have symptoms or not, can be isolated together.

**Group 2:** Workers exposed to COVID-19, but do not show symptoms, tested negative or have not yet been tested, can be quarantined together away from positive cases.

**Group 3:** Workers not exposed to COVID-19 and not showing symptoms can remain together with no need of isolation or quarantine.

Consider creating groups of workers that house, transport, and work together, but stay apart from other groups of workers.

Consider keeping migrant farm workers who live on the farm's labor camp, migrant workers who live in off-farm housing, and local workers separate from one another to limit potential spread to and from the farm and community.

Even if workers do not want to be tested consider having Complete Health Care come to the farm and do an educational program on COVID-19. They will provide the material in the language of the workers and help everyone to understand how serious this is for them and your operation. COVID-19 is not going away until at least we have a vaccine which will not be until late 2020 or 2021.



## Calendar of Important Events

- ✓ Indicates a newly added event since the last calendar
- Online Class

### **August 8**

**The Dandy-Line Dance & Dinner;** Merighi's Savory Inn; 6 PM—10 PM; \$65 register online at [vinelandchamber.org](http://vinelandchamber.org) or call 856-691-7400

### ✓ **September 17**

**CORE Training Program for the NJ Pesticide Applicators License;** Extension Conference Center  
18 Ag Extension Way, New Brunswick, NJ 08901; 12:30 PM – 4:30 PM; Bilingual Class; This course satisfies New Jersey's requirement of attending a basic pesticide training course for new applicants; Registration fee is \$145; Six (6) CORE units toward re-certification for New Jersey licensed applicators/operators; For more information or to register go to <http://www.cpe.rutgers.edu/courses/current/ae0801ca.html>

### ✓ **October 5**

**Rutgers Turfgrass Research Golf Classic, 25<sup>th</sup> Anniversary;** Fiddler's Elbow Country Club, 811 Rattlesnake Bridge Rd, Bedminster, NJ 07911; This event is the largest turfgrass research golf event in the US; For more information or to register go to <https://njta.wildapricot.org/>

### ✓ **October 7**

**Rutgers Turfgrass Research Field Day;** Hort Farm II, 102 Ryders Lane, New Brunswick, NJ 08902; This day combines golf & fine turf and lawn, landscape, and sports turf field days into one event; \$55 for members, \$75 for non-members; Early registration ends on September 15; For more information or to register go to <https://njta.wildapricot.org/>

### ✓ **October 15**

**CORE Training Program for the NJ Pesticide Applicators License;** Extension Conference Center  
18 Ag Extension Way, New Brunswick, NJ 08901; 12:30 PM – 4:30 PM; This course satisfies New Jersey's requirement of attending a basic pesticide training course for new applicants; Registration fee is \$145; Six (6) CORE units toward re-certification for New Jersey licensed applicators/operators; For more information or to register go to <http://www.cpe.rutgers.edu/courses/current/ae0801ca.html>

### ✓ **December 8-10**

**2020 Green Expo Turf & Landscape Conference;** Save the date! More information to come. Visit <http://njta.wildapricot.org/>

WE **R** HERE WHEN YOU NEED **US**



**RUTGERS**

*New Jersey Agricultural Experiment Station*

### **Vegetation ID for Wetland Delineation**

**Hybrid Classes Combine Online Learning with Hands-On Field Training**

<http://www.cpe.rutgers.edu/programs/wetlands.html>

The presence of wetland and/or upland plants is one of the keys ways to determine if an area meets the hydrophytic vegetation criterion for wetland delineation.

Our new hybrid courses consist of online sessions and field trips\* so that you can first study plant identification principles and diagnostic characteristics of species common to the different regions of New Jersey and then see them in person.

During the field trips\* you can expect to see over 100 different plant species, including trees, shrubs, and herbaceous plants. Plus, you will have the opportunity to practice using industry standard field guides for identifying wetland and upland plants.

Course	Section	2020 Dates	Times EST	Location
<b><u>Vegetation ID for Wetland Delineation: NORTH</u></b>	Classwork	August 4 & 5	8:30am - 12:30pm	Online
	Field Trip 1*	September 10	8:00am - 12:30pm	Basking Ridge, NJ
	Field Trip 2*	September 11	8:00am - 12:30pm	Sussex, NJ
<b><u>Vegetation ID for Wetland Delineation: SOUTH</u></b>	Classwork	August 6 & 7	8:30am - 12:30pm	Online
	Field Trip*	September 9	8:00am - 5:00pm	Barneгат, NJ

\*Federal, state, and university regulations permitting



New Jersey Agricultural Experiment Station

## Upcoming Classes for Environmental Professionals

Live Webinar, Self-Paced Online, and Hybrid Courses to Meet Your Continuing Education Needs

[Learn More & Register](#)

As we continue to navigate our way through the COVID-19 pandemic, the health and safety of our students remains our top priority. As such, we have developed various live, self-paced, and hybrid online courses to help address your training needs while respecting social distancing policies. Take a look at the [Rutgers Environmental Training Calendar](#) and let us know if you have any questions, concerns, or suggestions.

### Continuing Education Credits:

The classes listed below can help you maintain your engineering, public health, certified public works, well driller/pump installer, water/wastewater, LSRP, legal, and other licenses. Visit each course page for full continuing education credit details.

### July 2020

Date	Course	Type
July 13-19	<a href="#">Auditor's Workshop: Managing Environmental Compliance</a>	Online Self-Paced
July 14	<a href="#">The Ethical Organization</a> (Approved for NJ PE Ethics credits)	Online Live
July 14-15	<a href="#">Pond Design, Management, and Maintenance</a>	Online Live
July 27-Aug. 2	<a href="#">Air Quality Permitting Seminar</a>	Online Self-Paced

### August 2020

Date	Course	Type
August 4-5 September 10-11	<a href="#">Vegetation ID for Wetland Delineation: NORTH</a>	Online Live and Field Trips*
August 6-7 September 9	<a href="#">Vegetation ID for Wetland Delineation: SOUTH</a>	Online Live and Field Trip*
August 10-16	<a href="#">Flood Hazard Control Act Rules: Technical Standards I</a>	Online Self-Paced
August 24-30	<a href="#">Flood Hazard Control Act Rules: Technical Standards II</a>	Online Self-Paced

\*Federal, state, and university regulations permitting

### Fall 2020

We are keeping our finger on the pulse of the COVID-19 pandemic and will communicate the status of our fall calendar as soon as details are confirmed.

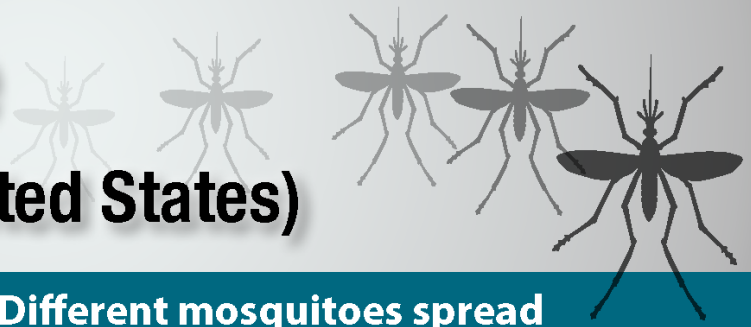
Please feel free to contact me with any questions. I'm happy to help.

Sincerely,





Carol Broccoli  
Program Coordinator  
Office of Continuing Professional Education  
[broccoli@njaes.rutgers.edu](mailto:broccoli@njaes.rutgers.edu)  
(848) 932-7207

# Mosquito Bite Prevention (United States)



Not all mosquitoes are the same. Different mosquitoes spread different viruses and bite at different times of the day.

Type of Mosquito	Viruses spread	Biting habits
 <p><i>Aedes aegypti</i>, <i>Aedes albopictus</i></p>	<p>Chikungunya, Dengue, Zika</p>	<p>Primarily daytime, but can also bite at night</p>
 <p><i>Culex</i> species</p>	<p>West Nile</p>	<p>Evening to morning</p>

## Protect yourself and your family from mosquito bites

### Use insect repellent

Use an Environmental Protection Agency (EPA)-registered insect repellent with one of the following active ingredients. When used as directed, EPA-registered insect repellents are proven safe and effective, even for pregnant and breastfeeding women.

#### Active ingredient

Higher percentages of active ingredient provide longer protection

DEET

Picaridin (known as KBR 3023 and icaridin outside the US)

IR3535

Oil of lemon eucalyptus (OLE) or para-menthane-diol (PMD)

2-undecanone



Find the insect repellent that's right for you by using [EPA's search tool\\*](#).

\* The EPA's search tool is available at: [www.epa.gov/insect-repellents/find-insect-repellent-right-you](http://www.epa.gov/insect-repellents/find-insect-repellent-right-you)



U.S. Department of Health and Human Services  
Centers for Disease Control and Prevention

## Protect yourself and your family from mosquito bites *(continued)*



- ◆ Always follow the product label instructions.
- ◆ Reapply insect repellent every few hours, depending on which product and strength you choose.
  - » Do not spray repellent on the skin under clothing.
  - » If you are also using sunscreen, apply sunscreen first and insect repellent second.

### Natural insect repellents (repellents not registered with EPA)

- ◆ The effectiveness of non-EPA registered insect repellents, including some natural repellents, is not known.
- ◆ To protect yourself against diseases like chikungunya, dengue, and Zika, CDC and EPA recommend using an EPA-registered insect repellent.
- ◆ When used as directed, EPA-registered insect repellents are proven safe and effective. For more information: [www2.epa.gov/insect-repellents](http://www2.epa.gov/insect-repellents)

## If you have a baby or child



- ◆ Always follow instructions when applying insect repellent to children.
- ◆ Do not use insect repellent on babies younger than 2 months of age.
- ◆ Dress your child in clothing that covers arms and legs, or
  - ◆ Cover crib, stroller, and baby carrier with mosquito netting.
  - ◆ Do not apply insect repellent onto a child's hands, eyes, mouth, and cut or irritated skin.
    - » Adults: Spray insect repellent onto your hands and then apply to a child's face.
- ◆ Do not use products containing oil of lemon eucalyptus (OLE) or para-menthane-diol (PMD) on children under 3 years of age.

## Treat clothing and gear



- ◆ Treat items such as boots, pants, socks, and tents with permethrin or purchase permethrin-treated clothing and gear.
  - » Permethrin-treated clothing will protect you after multiple washings. See product information to find out how long the protection will last.
  - » If treating items yourself, follow the product instructions.
  - » Do not use permethrin products directly on skin.

## Mosquito-proof your home



- ◆ Use screens on windows and doors. Repair holes in screens to keep mosquitoes outside.
- ◆ Use air conditioning when available.
- ◆ Keep mosquitoes from laying eggs in and near standing water.
  - » Once a week, empty and scrub, turn over, cover, or throw out items that hold water, such as tires, buckets, planters, toys, pools, birdbaths, flowerpots, or trash containers. Check inside and outside your home.



# Mosquito Prevention and Protection



Always remember the 3 D's of protection from mosquitoes



## Drain

Many mosquito problems in your neighborhood are likely to come from water-filled containers that you, the resident, can help to eliminate. All mosquitoes require water in which to breed. Be sure to drain any standing water around your house.

- Dispose of any tires. Tires can breed thousands of mosquitoes.
- Drill holes in the bottom of recycling containers.
- Clear roof gutters of debris.
- Clean pet water dishes regularly.
- Check and empty children's toys.
- Repair leaky outdoor faucets.
- Change the water in bird baths at least once a week.
- Canoes and other boats should be turned over.
- Avoid water collecting on pool covers.
- Empty water collected in tarps around the yard or on woodpiles.
- Plug tree holes.
- Even the smallest of containers that can collect water can breed hundreds to thousands of mosquitoes. They don't need much water to lay their eggs. (bottles, barrels, buckets, overturned garbage can lids, etc.)



## Dress

Wear light colored, loose fitting clothing. Studies have shown that some of the 174 mosquito species in the United States are more attracted to dark clothing and most can readily bite through tight-fitting clothing of loose weave. When practical, wear long sleeves and pants.



## Defend

Choose a mosquito repellent that has been registered by the Environmental Protection Agency. Registered products have been reviewed, approved, and pose minimal risk for human safety when used according to label directions. Four repellents that are approved and recommended are:

- DEET (N,N-diethyl-m-toluamide)
- Picaridin (KBR 3023)
- Oil of lemon eucalyptus (p-methane 3  $\beta$ -diol, or PMD)
- IR3535

### Here are some rules to follow when using repellents:

- Read the directions on the label carefully before applying.
- Apply repellent sparingly, only to exposed skin (not on clothing).
- Keep repellents away from eyes, nostrils and lips: do not inhale or ingest repellents or get them into the eyes.
- The American Academy of Pediatrics (AAP) suggests that DEET-based repellents can be used on children as young as two months of age. Generally, the AAP recommends concentrations of 10% or less, unless disease risk is imminent, then concentration can be increased to 30% or less.
- Avoid applying repellents to portions of children's hands that are likely to have contact with eyes or mouth.
- Repellents can be used by pregnant or nursing women. The EPA does not recommend any additional precautions for repellent use by pregnant or nursing women.
- Never use repellents on wounds or irritated skin.
- Use repellent sparingly and reapply as needed. Saturation does not increase efficacy.
- Wash repellent-treated skin after coming indoors.
- If a suspected reaction to insect repellents occurs, wash treated skin, and call a physician. Take the repellent container to the physician.



**AMCA**  
THE AMERICAN MOSQUITO CONTROL ASSOCIATION

[mosquito.org](http://mosquito.org)

@AMCAupdates

[facebook.com/AmericanMosquitoControl](https://facebook.com/AmericanMosquitoControl)



Photo credit: Edwin Remsburg and USDA-SARE

# NO-TILL & COVER CROP IMPLEMENTATION

ONLINE EDUCATION PROGRAM

*A USDA - SARE professional development opportunity  
Focused on preparation for and implementation of no-till and cover crop.*

**Continuing Education Credits**

Participants eligible for nutrient management CEUs (PA, MD) and CCA CEUs (Pending Approval)

**Online & Interactive Curriculum**

Curriculum combines lectures by farmers and agricultural professionals and group discussion to expose participants to critical topics.

**Building a Conservation Community**

Federal, state, county, non-profit, and for-profit members of the agricultural community will network and learn from each other.

**Free Program**

This program is offered free of charge thanks to the generous support of the USDA Northeast Sustainable Agriculture, Research and Development (SARE) Grant. Comprehensive course manual included.


**WEBINAR**  
9:00 to  
10:30 AM

**Once a week, for  
five weeks, starting  
August 2020**

To keep group sizes small and encourage more regional dialog and networking, each webinar will be offered three times each week; each day of the week will emphasize a different region with different soils, climate, and crops.  
**Visit [www.northjerseyrcd.org/train](http://www.northjerseyrcd.org/train) to learn more.**

 **SPACE IS LIMITED**  
**Register at [www.northjerseyrcd.org/train](http://www.northjerseyrcd.org/train)**

This material is based upon work that is supported by the National Institute of Food and Agriculture, U.S. Department of Agriculture, under award number: 2018-38640-28415 through the Northeast Region SARE program under project number #ENE19-157-33243 is an equal opportunity employer and service provider. Any opinions, findings, conclusions, or recommendations expressed in this publication are those of the author(s) and do not necessarily reflect the view of the U.S. Department of Agriculture.



*Knowledgeable agricultural service providers can more effectively promote, encourage, and facilitate no-till and cover crop implementation.*

**TOPICS Include...**

This course will train agricultural service providers to better support farmers prepare for and implement in-field soil health practices.



**Conservation Tillage**

- No-till drill and planter basics
- Steps to a successful transition to no-till
- Effectively communicating to reluctant farmers
- Common drill and planter modifications to row cleaners, closings wheels, and no-till coulters
- Nutrient management in a no-till systems
- Pest and disease control in no-till systems
- Solutions to common planter problems, including irregular seed depth, hairpinning, and sidewall compaction.



**Cover Crops**

- Cover crop selection and purchase tips  
Tips to increase success drilling cover crop in heavy residues
- Cover crop influence on nutrient management
- Cover crop establishment methods including aerial seeding, drilling, high crop spreading, and interseeding
- Cover crop termination using targeted herbicide selection, rates, and timing

**WHO Is this for...**

The training is designed for staff of NRCS, FSA, soil conservation districts, extension and non-profits involved in agricultural conservation. It is also appropriate for the private agricultural sector including seed and chemical dealers, crop advisers, custom operators. Curriculum will be tailored for all skill levels from beginning to advanced.

**Already consider yourself an expert?** Then take part in the discussions and share your expertise! These workshops are a unique opportunity to interact with, and learn from, personnel across all sectors of the agricultural service industry from public, private, and non-profit.

*A robust network of Private sector and non-profit providers is critical to providing farmers with high quality, comprehensive technical assistance.*

## REGULARLY SCHEDULED MEETINGS

✓ Indicates meeting will be held at RCE of Cumberland County

Extension Education Bldg., 291 Morton Ave, Rosenhayn, NJ (Between Carmel and Rosenhayn)

<p>✓</p> <p><b>Cumberland County Pesticide Certification Exam Schedule</b></p> <p>RCE of Cumberland County 291 Morton Avenue Millville, NJ 08332 (Between Rosenhayn &amp; Carmel)</p>	<p><b>Cumberland County Agriculture Development Board</b></p> <p>County Administration Bldg. Freeholder Room 164 W. Broad Street Bridgeton, NJ 08332</p>	<p>✓</p> <p><b>Cumberland County Board Of Agriculture</b></p> <p>RCE of Cumberland County 291 Morton Avenue Millville, NJ 08332 (Between Rosenhayn &amp; Carmel)</p>
---	--	--

**Meeting dates to be determined once COVID-19 restrictions are lifted.**

<p>To Register call 609-984-6614 For information call 856-451-2800</p>	<p>Reg. Meetings start at 7 p.m. For information call 856-453-2211</p>	<p>Meetings start at 7 p.m. For information call Lew DePietro, President at 856-981-9843</p>
--	--	--

**The program in Cumberland County is suspended until further notice.**

**Cumberland County Improvement Authority (CCIA)**

**Pesticide Container Recycling**

**9:00 a.m. to 12 Noon**

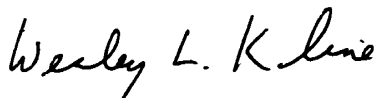
Cumberland County Solid Waste Complex

169 Jesse's Bridge Rd. (located off Route 55 Exit 29)


Deerfield Township, New Jersey

Questions? Call Division of Ag & Natural Resources, NJ Dept. of Ag 609-292-2242

Sincerely,



Wesley L. Kline, Ph.D.  
Cooperative Extension Agent  
Vegetable Production and Food Safety  
WKline@njaes.rutgers.edu



Timothy J. Waller, Ph.D.  
Cooperative Extension Agent  
Nursery Production  
TWaller@njaes.rutgers.edu



Salvatore Mangiafico, Ph.D.  
Extension Department Head &  
Environmental and Resource Mgt. Agent  
Mangiafico@njaes.rutgers.edu

**Pesticide User Responsibility:** Use pesticides safely and follow instructions on labels. The user is responsible for the proper use of pesticides, residues on crops, storage and disposal, as well as damages caused by drift.

**Use of Trade Names:** Trade names are used in this publication with the understanding that no discrimination is intended and no endorsement is implied. In some instances the compound may be sold under different trade names, which may vary as to label.

**RUTGERS**  
THE STATE UNIVERSITY  
OF NEW JERSEY

---

Have you visited the Cumberland County website for the  
Present and/or past issues of "Cultivating Cumberland"? It's a great  
resource for information and dates...  
<http://Cumberland.njaes.rutgers.edu/>

---

Public Notification and Non-discrimination Statement

Rutgers Cooperative Extension is an equal opportunity program provider and employer. Contact your local Extension Office for information regarding special needs or accommodations. Contact the State Extension Director's Office if you have concerns related to discrimination, 848-932-3584.

---

*Cooperative Extension of Cumberland County*



*Since 1915*

NONPROFIT ORGANIZATION  
U.S. POSTAGE PAID  
VINELAND, NJ  
PERMIT NO. 186

Cooperative Extension of Cumberland County  
Extension Education Center  
291 Morton Avenue  
Millville, NJ 08332-9791

**RUTGERS**  
New Jersey Agricultural  
Experiment Station