


Cultivating Cumberland

June - 2012 VOL. 17, ISSUE 6



Inside this issue:

| | |
|---|-------|
| Pesticide Container Recycling | 1 |
| Farm Worker Health and Hygiene | 2 |
| Horse Health Regulations | 3 |
| NAP Production Reporting | 3 |
| Leasing Informational Meetings | 4 |
| Timely Filing of Loss | 4 |
| Encouraging Beneficial Insects | 5-6 |
| Guide to Financing the Community Supported Farm | 6 |
| Rutgers Turfgrass Research Field Days | 6 |
| Water Quality Initiative | 7 |
| Pesticide Container Recycling (continued) | 8 |
| The Marketing Mix | 9 |
| Update on Migratory Insect Pests | 10 |
| Calendar of Important Events | 11-12 |
| Regularly Scheduled Meetings | 13 |
| Attachments: | |
| Produce Safety Alliance | |
| FSA Newsletter June 2012 | |
| Rain Barrell Workshop | |
| Vegetable Alert—Downy Mildew | |

Pesticide Container Recycling

Karen Kritz, NJDA

WE HAVE MOVED!!!!

We are still at the Cumberland County Solid Waste Complex but at a new location. When you enter the complex, bear to the right (not straight like last year) and go over the old scales (don't turn right into the parking area where the office is located). When you pass the old scale house, bear left and this is our new pesticide container collection site.

HELP SPREAD THE WORD – LETS RECRUIT NEW PARTICIPANTS IN 2012- IT'S FREE

This program is offered to agricultural, professional and commercial pesticide applicators who hold a NJDEP pesticide license. State, county and municipal government agencies may also participate. A representative from the NJ Department of Ag will be on-site to inspect containers and issue one core credit to pesticide license holders who follow all of the required processing steps. To receive credit, participants must bring their pesticide license to the collection site and must follow all of the processing steps. Core credits will not be issued to participants who fail to follow all of the pesticide processing steps.

LOCATION: Cumberland County Solid Waste Complex
169 Jesse Bridge Road (located off Route 55, Exit 29)
Deerfield, New Jersey

(Open trucks or trailers must be tarped before entering Complex)

TIME: 9:00 a.m. to Noon
DATES: Friday, June 15, 2012

Plastic Pesticide Container Processing Steps & Size Limits:

1. All pesticide containers must be either triple rinsed or pressure rinsed, drained and dry inside;
2. All pesticide containers must be free of residue (other than stains);
3. The booklet must be removed (you DO NOT have to remove the paper labels glued to the container or the plastic sleeves);

Continued on page 8

Farm Worker Health and Hygiene

Meredith Melendez, Senior Program Coordinator RCE Mercer County

Farm audit or not, farm worker health and hygiene should be a top priority for all farms. It is the responsibility of farm management to educate employees about health and hygiene on the farm, and explain why farm worker health and hygiene is important. Without emphasis on why health and hygiene are important, employees may think you are "overdoing it" in terms of hand washing and cleanliness requests and prompts.

Training is the first step in ensuring health and hygiene with employees. A great 15 minute training CD by Cornell titled "Fruits, Vegetables, and Food Safety: Health and Hygiene on the Farm" is available through the Cumberland County Extension Office (856-451-2800 x1) for \$20. This training video, offered in English and Spanish, goes through the how's and why's of the most common contamination points.

One of the main routes of contamination of farm products is the fecal-hand-oral route of contamination. Breaking this chain of contamination is critical for food safety on your farm, as we are all potential carriers of contaminants. It is also possible to be a carrier of a pathogen before symptoms appear and after we are feeling well.

Proper Hand Washing - Farm workers should be washing their hands properly at the start of the shift, after using the bathroom, using a tissue, smoking, eating, drinking, breaks and any other time contamination of their hands is possible. Proper hand washing is: wet the hands with microbially safe water, apply soap, rub hands vigorously together causing friction for twenty seconds, rinse the hands and dry with a single use paper towel. Hands should not be dried on clothing.

Hand washing stations should be outside the restroom. Studies have shown that workers are more likely to wash their hands when wash stations are in view of other employees and management. External wash stations can be rented along with your port-a-pots, permanently installed or you can make low cost portable stations.

Proper toilet use - Restrooms should be cleaned regularly, minimally weekly. Fresh toilet paper should always be available. Restrooms should be regularly checked to ensure workers are placing used toilet tissue into the toilet. Proper signage should be used and is available in multiple languages.

Proper glove use - Should you require workers to use gloves they should be trained on how to use them. Disposable gloves should be thrown away once they are ripped or contaminated. Reusable gloves should be cleaned and sanitized any time they come into contact with a contaminant. Gloves should be washed as frequently, and in the same situations, as hands. If an employee has a cut or abrasion on their hand the injury should be cleaned, bandaged, and covered with a glove. First aid kits should be available in the packing house and in field vehicles so that workers can properly bandage and cover their wounds.

Proper consumption of water - Water must be provided to employees in the packing house, fields and other work locations. Single use cups should be provided as multiple use cups can harbor contaminants. Trash receptacles must be provided for these cups. Glass bottles should not be permitted in the work areas. According to USDA audit regulations, water bottles can be allowed on the packing line, but must be kept below the line. Other beverages and foods are not allowed on the line and should be consumed in designated break areas located away from any product packing and storage areas.

Blood and bodily fluid - Should a product come in contact with blood or bodily fluid it should be removed packing area, sealed in a bag and destroyed. Any surfaces that come in contact with blood and bodily fluid should be sanitized with a chlorine solution. Employees should be trained that it is unacceptable to urinate, defecate or spit in any growing area.

Ill employees - Ill employees should be encouraged to tell you if they are experiencing symptoms of illness. They should know that if they are ill, they may still come to work, but will be given tasks that keep them away from the product. It has been shown that workers who believe they are ill, but do not want to miss out on wages, will not disclose their illness, therefore making them a contamination risk.

Farm workers play a key role in ensuring safe fruits and vegetables. Educating your workers about food safety on the farm is well worth the time and effort it takes. For more information, please email Meredith Melendez: melendez@njaes.rutgers.edu or call 609-989-6830 or Wes Kline at wkline@njaes.rutgers.edu or call 856-451-2800 x1. An excellent online resource for food safety on the farm is through Cornell University at: <http://www.gaps.cornell.edu/> Fact sheets, updates and online courses are available.

Agriculture Department Focusing on Adherence to Horse Health Regulations

Manoel Tamassia, State Veterinarian, NJ Department of Agriculture

All horses being transported on New Jersey roads must be accompanied at all times by Coggins form documenting official negative testing of equine infectious anemia (EIA) and, if imported from another state, a valid interstate health certificate signed by a licensed veterinarian from the state of origin, prior to entry into New Jersey. The requirement for both, a negative Coggins test and a health certificate, provides the minimum requirements for the importation of healthy horses which minimize the risk of introduction of disease into the State and subsequent disease transmission. Additional requirements may exist for horses coming from States where a novel disease occurs. If in doubt, please contact the Division of Animal Health at (609) 671-6400 prior to moving the animal into New Jersey.

The table below summarizes New Jersey's Importation of Livestock rules for horses (N.J.A.C. 2:3-1.1 through 1.11 and 2:3-6.1 through 6.2) and Coggins requirements for transport and change of ownership for horses (N.J.A.C. 2:5-3.3 through 3.4). Horse owners or prospective horse owners who have questions about these regulations should call the Division of Animal Health at (609) 671-6400.

| Requirements for transportation of horses* on NJ roads | Change of Ownership | EIA Test (Coggins Test) | Certificate of Veterinary Inspection (CVI) Health Certificate |
|---|---|--|--|
| New Jersey Horse | Negative EIA/Coggins 90 days prior to change of ownership | Negative EIA/Coggins in the past 24 months | Not necessary |
| Out of State Horse | Negative EIA/Coggins 90 days prior to change of ownership | Negative EIA/Coggins in the past 24 months | Need a CVI issued in the past 30 days |

*Foals younger than 6 months accompanied by its' dam that has a negative EIA in the past 12 months are exempt from this test requirement.

Horse dealers who fail to comply with these regulations may face revocation of their livestock dealer's license and/or penalties of \$200 for the first offense and \$500 for the second and each subsequent offense. Horse owners who fail to comply with these regulations face penalties varying from \$100 to \$200 for the first offense. For the second and each subsequent offense, the penalty shall be \$200 per unit or violation, or imprisonment for no more than one year, or both.

Non-insured Disaster Assistance Program (NAP) Production Reporting

Farm Service Agency News, May 2012

Production records for individual crops need to be filed with the Farm Service Agency to establish an approved NAP yield. If this is the first year you participated in NAP, you can provide production and acreage information from prior years to establish your yield. If you participated in NAP in previous years, you must report your production and acreage on a yearly basis to keep your yield up-to-date. Records submitted must be reliable and verifiable. Records need to show crop disposition. We recommend producers submit 2011 production records as soon as harvest is complete. **All production records must be submitted by the subsequent crop year's final acreage reporting date of July 15th.**

Farmland owners invited to attend informational meetings on leasing

The State Agriculture Development Committee (SADC) and the Northeast Organic Farming Association of New Jersey (NOFA-NJ) are sponsoring three regional meetings for landowners on June 4, June 6, and June 14 to discuss leasing experiences, resources, and opportunities.

The meetings are specially-designed for farmland owners who are currently making, or interested in making, their land available for farming. Landowners who attend will:

- Learn about the access-to-land issues faced by beginning and established farmers
- Hear from farmer speaker(s) on the leasing needs and perspectives of farmers, and recommendations for landowners to consider
- Network with and hear from other landowners on their leasing experiences and interests
- Provide feedback to help shape the SADC's development of new leasing resources
- Learn more about leasing opportunities through Farm Link, NOFA-NJ, and the new Beginning Farmer Project

The meetings are scheduled for:

North: Monday, June 4, 2012

7:00 p.m. – 8:30 p.m.

Genesis Farm – Blairstown, NJ

South: Wednesday, June 6, 2012

7:00 p.m.—8:30 p.m.

Rutgers Cooperative Extension-Salem
County Office - Woodstown, NJ

Central: Thursday, June 14, 2012

7:00 p.m. – 8:30 p.m.

Rutgers Cooperative Extension – Mercer County office – Lawrenceville, NJ

A fourth meeting for nonprofit, land-trust, and public-entity landowners is scheduled for Thursday, June 12, 2012 from 2-4 pm at D&R Greenway in Princeton, NJ.

Additional details and registration information is available at <http://nj.gov/agriculture/sadc/> and <http://www.nofan.org/>.

These programs are sponsored in part by a Beginning Farmer and Rancher Development Program grant from the USDA National Institute of Food and Agriculture. Genesis Farm, Rutgers Cooperative Extension, and D&R Greenway are also helping sponsor the meetings.

Timely Filing of Loss

Farm Service Agency News, May 2012

The CCC-576, Notice of Loss, is used to report failed acreage and prevented planting and may be completed by any producer with an interest in the crop. Timely filing a Notice of Loss is required for ALL CROPS INCLUDING GRASSES. For losses on crops covered by the Non-insured Crop Disaster Assistance Program (NAP) and crop insurance, you must file a CCC-576 (notice of loss) in the FSA County Office within 15 days of the occurrence of the disaster or when losses become apparent.

If filing for prevented planting, an acreage report and CCC-576 must be filed within 15 calendar days of the final planting date for the crop.

Encouraging Beneficial Insects on your Farm

Emelie Swackhamer, Penn State Extension, Lehigh County
The Vegetable and Small Fruit Gazette, Vol. 16, Issue 5, May 2012

Beneficial insects do a lot of pest management naturally, with little help from us. Lady beetles, syrphid fly larvae, and lacewing larvae eat soft-bodied pests like aphids and scale crawlers. Some parasitoid wasps lay eggs on aphids and the developing young wasps kill their aphid host. Minute pirate bugs eat thrips and aphids. These beneficial insects and others are part of the natural fauna of your farm. Here is link to a great fact sheet from the University of Maine that shows what some of the most common beneficial insects look like -- <http://umaine.edu/publications/7150e>.

I recently heard Carol Glenister of (Integrated Pest Management) IPM Laboratories talk about "Guardian" plants and how they can be used to enhance beneficial insect populations. This article summarizes some of the things I learned from her.

Many people are interested in having populations of beneficial insects inhabit their fields, high tunnels and greenhouses. One strategy is to purchase beneficial insects from a commercial supplier and release them. This is known as augmentation, and can be an effective way to manage pests. Keys to successful augmentation include properly identifying the pest, choosing a beneficial that is proven to be effective, having an adequate ratio of prey to beneficial, and following all the directions carefully. Even if you do all these things exactly right, there are no guarantees that augmentation will always work. There are so many variables that it is impossible to always get it exactly right.

If you can enhance the populations of naturally occurring beneficial insects on your farm, you may be able to get a lot of pest control with less effort. So, what can you do? Of course you want to use pesticides judiciously. Choose the least toxic pesticide possible with short residual activity. Spot spray or time your sprays to minimize contact with beneficials. What else can you do? Many beneficial insects eat nectar or pollen. Provide habitat by planting flowering plants, especially sweet alyssum, sunflowers, lantana, marigolds or fennel. Plant a row or two in your vegetable field. It is easy to do, you will probably be able to see beneficials like syrphid flies hovering over the flowers...and it is pretty too!

Researchers are working to figure out ways to encourage natural beneficials in greenhouses and high tunnels. One system involves growing "banker" plants which can support natural enemies and their prey. Briefly, the researchers grow barley in containers, and then they intentionally infest the barley plants with a cereal aphid, one that will colonize only grasses. After the aphid population reaches a certain level, they introduce an aphid parasitoid. This parasitoid is a small wasp that lays an egg on the cereal aphid and the developing young wasp kills its aphid host. The young wasp pupates inside the dead "mummified" body of the aphid, and emerges as an adult wasp in several days, and the females will seek out other aphid hosts. This gives greenhouse growers a portable "bank" of pupating aphid parasitoids that can colonize and kill the aphids on broadleaf host plants, such as annual bedding plants or vegetable transplants.

Here is a link to a fact sheet from University of Massachusetts, which describes the aphid banker plant system and how you can produce banker plants yourself -- <http://extension.umass.edu/floriculture/sites/floriculture/files/pdf/AphidBankerPlantSystem.pdf>.

Researchers are also working on 'Black Pearl' peppers which will support populations of a type of beneficial minute pirate bug called *Orius insidiosus*. *Orius* will eat thrips and aphids, but can also survive on the pollen of the 'Black Pearl' pepper. Keeping a few flowering 'Black Pearl' peppers around will encourage populations of *Orius* to live there. To read more about one of these research projects, go to <http://www.southernsare.org/News-and-Media/Press-Releases/Exploring-Biological-Control-of-Greenhouse-Pests>.

Another interesting system is using bush beans in a high tunnel where tomatoes are being produced.

Continued on page 6

Continued from page 5

Two spotted spider mite is often a problem on tomatoes in high tunnels. Bush beans are very attractive to spider mites, so bush beans planted in a tomato high tunnel can serve as a sentinel or indicator plant to monitor for the pest. When spider mites are found on the bush beans, a predatory mite can be introduced. This predatory mite can provide biological control of the spider mites throughout the high tunnel. To read more about this system go to <http://www.bugwood.org/arthropod/day2/matteoni.pdf>.

Growers should not rely on enhancing natural enemies as their only form of pest management. These systems are intriguing, and definitely worth considering as an addition to your regular pest management strategy, but they cannot replace diligent monitoring and other interventions. Leaving a heavily infested plant in your production area can quickly lead to a pest population getting out of control. You should have a plan, and should know your options before common pest problems arise so you can react to them.

I'm planting some 'Black Pearl' peppers and sweet alyssum this year. It can't hurt, and I am interested to see what kinds of beneficial insects I will find on them.

Guide to Financing the Community Supported Farm

Ben Waterman, UVM Center for Sustainable Agriculture

Penn State Extension, The Vegetable and Small Fruit Gazette, Vol. 16, Issue 5, May 2012

The complete guide or individual chapters from the publication **Guide to Financing the Community Supported Farm** are now available for free download at University of Vermont Extension New Farmer Project's website: <http://www.uvm.edu/newfarmer> - Click from the right-hand menu "Quick Links"

The guide was produced in partnership with farmers who have used innovative ways to acquire capital from individuals in their communities for establishing and growing operations. It was designed to address questions that farmers might have, but is relevant to anyone exploring community financing arrangements. Legal and accounting considerations are presented, and several options are detailed, including owner-financed sales and land contracts, promissory notes, equity financing, revenue-based financing, share leases, multi-year CSA memberships and more.

2012 Rutgers Turfgrass Research Field Days

Pedro Perdomo, New Jersey Turfgrass Association

It is time to sign up for the 2012 Rutgers Turfgrass Research Field Days. You can download a registration form from our website: www.njturfgrass.org. You can also register on-line through the same site.

Tuesday, July 31st: Golf & Fine Turf Day at Hort Farm II, 102 Ryders Lane, North Brunswick, NJ. Early Core session 8 a.m.; tours start at 9 a.m. and end at 1 p.m.; core session at 2 p.m. NEW: 2-3 p.m. Basic Training for Professional Fertilizer Applicator Certification Exam (limited to first 80 registrations).

Wednesday, Aug. 1st: Lawn, Landscape & Sports Field Day and the Sports Field Managers Trade Show & Equipment Demos, Adelphia Farm, 594 Halls Mill Rd, Freehold, NJ. 7:30 reg.; 9 am tours & equipment demos; 1 pm tours & demos end; lunch at 1 pm; Core session at 2 pm. Field day ends at 2:30 pm.

Sign up before July 13th and pay Member rates! Or...Join NJTA and pay member rate. Member rates? Current (2012) Members of the NJ Turfgrass Assn., Sports Field Managers Assn of NJ, Golf Course Superintendents Assn of Nj, the NJ Landscape Contractors Assn, the Cultivated Sod Growers Assn of NJ and the NJ Nursery Landscape Assn qualify for member pricing. Membership is subject to verification.

NRCS Announces Water Quality Initiative in South Jersey Watersheds

Barbara Phillips, USDA Public Affairs Specialist

Agricultural Producers located in priority watersheds will be able to participate

State Conservationist Donald Pettit of USDA's Natural Resources Conservation Service (NRCS) announced the launch of a new National Water Quality Initiative that will help improve three impaired waterways in New Jersey. State agencies, partners, and NRCS' State Technical Committee helped select the Upper Cohansey River, Upper Salem River and Upper Alloway Creek Watersheds as the focus of the initiative in the Garden State. NRCS will manage the initiative by making financial assistance available to farmers and forest landowners to install conservation practices that protect water quality in the priority watersheds.

The Water Quality Initiative will further NRCS' partnership efforts to improve water quality using voluntary actions on private lands. This initiative is a focused approach in areas facing significant natural resource challenges. It bolsters the positive results of landscape conservation initiatives NRCS and its partners already have underway.

Using funds from the Environmental Quality Incentives Program, NRCS will provide funding and advice to producers to install conservation practices such as cover crops, filter strips and terraces in watersheds with impairments where the federal investment can make a difference to improve water quality.

"American farmers are good stewards of the environment, especially when they have the tools they need to protect or improve fish and wildlife habitat and water quality," said NRCS Chief Dave White. "We look forward to collaborating with producers in key watersheds to help them have a positive impact on streams with impaired water quality."

The three New Jersey watersheds selected for this initiative are located in Salem and Cumberland Counties and have documented phosphorus and sediment impairments. While the land use in these areas is varied, the majority of land is in agricultural production, with the Upper Cohansey watershed at 68% of its land area in agriculture.

NRCS accepts applications for financial assistance on a continuous basis throughout the year. For this initiative, NRCS has established a ranking period that closes June 15, 2012. Applications received by that date will be reviewed and ranked for funding consideration. This summer, NRCS will notify all applicants of the results of the rankings and begin developing contracts with selected applicants.

Since 1935, NRCS' nationwide conservation delivery system works with private landowners to put conservation on the ground based on specific, local conservation needs, while accommodating state and national interests. For more information about the Water Quality Initiative and NRCS' programs, initiatives and services in New Jersey, visit us online at www.nj.nrcs.usda.gov.

continued from page 1

4. Foil seal must be removed;
5. Only non-refillable pesticide containers will be accepted – you must drill a ¼-inch hole in the bottom of the container or with a utility knife make a 6-inch slit in the bottom of the container so the container will not hold liquids;
6. Only pesticide containers embossed with HDPE or the recycling #2 will be accepted;
7. Pesticide containers up to 55-gallons in capacity will be accepted. 5-gallon pails must be cut in half; 30 gallon containers into at least 4 pieces; and 55-gallon containers into at least 8 pieces. This can be accomplished using a sawzall, chainsaw, circular saw, or reciprocating saw. It is not necessary to cut up containers less than 5-gallons; and
8. Pesticide containers must have originally held an EPA registered pesticide.

Items That Will Not Be Accepted and Will be Returned to the Recipient.

1. Pesticide containers with dried formulation on the container, pour spout or the spout threads;
2. Pesticide containers with any liquid residue;
3. Pesticide containers where the insides are caked with dried residue;
4. Mini-bulk, saddle tanks and nurse tanks, which can be made of fiberglass;
5. Pesticide containers with lids; or
6. Containers that held any type of petroleum oil product or antifreeze.

Non-Waxy Cardboard Collection

Clean Non-waxy cardboard is accepted year-round at the Cumberland County Solid Waste Complex's Convenience Center.

Other Rigid Plastic Recycling

If you generate other clean non-petroleum containing HDPE plastic (crates, buckets, pails, etc.), the Cumberland County collection site will accept the material. Contact Karen Kritz, Recycling Manager, NJDA, 609-984-2506, or Dennis DeMatte, Cumberland County Recycling Coordinator, at 856-825-3700 to see if the plastic can be recycled.

FUTURE COLLECTION DATES IN CUMBERLAND COUNTY

Friday, July 20

Friday, August 17

Friday, September 21

Friday, October 19

Friday, November 16

The Marketing Mix—The Four Ps of Marketing

Brian Shilling, Extension Specialist, Jenny Carleo, Ag Agent and Steven Komar, Ag Agent

John D. Rockefeller once said that “next to doing the right thing, the most important thing is to let people know you are doing the right thing”. These are wise words to live by as you attempt to make your farm an agritourism destination. To be successful, an agritourism operator needs to constantly think of creative ideas for directing customer traffic to the farm and encouraging repeat visitation. The challenge lies in finding the most effective and cost efficient strategies for reaching your desired market.

1. Developing the appropriate mix of advertising and promotion may require some degree of trial and error. Evaluate the effectiveness of various advertising options to see which work best for your farm.
2. Strive to establish brand recognition of your farm by displaying your farm name or logo on apparel, bags, give-aways (e.g., reusable bags, pens, refrigerator magnets, etc.).
3. Have a presence in the communities from which you seek to draw customers. Strategically participate in off-farm events to raise awareness of your agritourism operation (for example, community farmers' markets, local festivals, county fairs, etc.).
4. Get online! There is a well-placed belief in the conventional wisdom that word of mouth is the best form of advertising. While personal testimonies are invaluable for expanding awareness and appreciation of your business, a study in Pennsylvania found that word of mouth ranked only fifth among agritourism visitors in terms of resources used in trip planning. Welcome to the new age of marketing: websites were identified as the most frequently used resource for identifying potential farm destinations.
5. Consider using social media (examples include Facebook and Twitter), which are increasingly popular tools being used effectively to promote agritourism. Also, maintain e-mail lists of customers to inexpensively announce product availability or special events and promotions.

Timing is Everything!

All products have a product life cycle comprising of five stages: development, introduction, growth, maturity and decline. Your marketing success will depend upon tailoring your marketing mix appropriately to the life stage of your product. Is it a new product? Is it well established within your operation or the broader market? Is it an older product with declining sales?

As previously noted, when a product is first introduced you may choose a skim pricing strategy to quickly generate higher returns if little competition exists or, alternatively, adopt a market penetration strategy if you believe the slow and steady development of a customer base is a more feasible option. During the growth stage of your business, sales are rising. You may invest in refining existing products based upon customer feedback or changes you observe in the market. Growth in the number of competitors seeking to share in your successes and focus on building expanded brand recognition. Product pricing may be maintained or adjusted (up or down) based upon market demand and competition.

As your product reaches maturity, revenues will eventually peak. It is likely that your successful ideas have drawn competitors, so protecting your market share may become a focal point for your marketing efforts. You may find it advantageous to lower advertising costs and focus on satisfying existing loyal customers. You may decide to make further product refinements (or develop new products) that differentiate you from competitors. Lowering prices to reflect costs savings arising from a mature market position may also be a reasonable option; however, be mindful that no one wants to win the proverbial race to the bottom. Decline is generally an inevitable stage of any product life cycle. Sales may not abruptly end, but they will tend to fall as more interesting alternatives draw customers' attention. You may begin reducing your advertising budget and coast along based upon existing customer volume. At a certain point, a product may become unprofitable and its planned withdrawal or replacement with another product will be your most economical choice.

Conclusion

Agritourism is an expanding market opportunity for agricultural entrepreneurs in many parts of the US. However, the development of a successful agritourism operation requires a keen focus on marketing the farm as a travel destination attractive to customers on the basis of farm products and services, hospitality, and experiences. This fact sheet summarizes the basic principles of good marketing: the need to clearly understand and define the products being offered on your farm, approaches for developing appropriate pricing, the formulation of product placement strategies and promotion. To read this fact sheet in its entirety visit: <http://njaes.rutgers.edu/pubs/publication.asp?pid=E337>

Update on migratory insect pests

Joseph Ingerson-Mahar, Rutgers University

Caterpillars of both fall armyworm and beet armyworm were found in sweet corn in the Hammonton area on May 25. This is a much earlier occurrence of these insects than normal. Farmers should be vigilant for feeding damage in peppers, tomatoes, sweet corn, spinach and other susceptible crops.

Fall armyworm tends to feed on grasses including field and sweet corn and sudan grass. The caterpillars of FAW can be recognized by the inverted 'Y' marking on the head. The body is generally brown with light and dark stripes and a yellowish stripe just above the base of the legs extending the whole body. The head is reddish brown.

Beet armyworm tends to feed on broadleaf crops, especially peppers, tomatoes and spinach. It can be recognized by its general green color with a pale yellow stripe above the base of the legs extending the length of its body. Below this stripe the caterpillar is yellow or greenish yellow and above the stripe it is green. There is a distinct oval black spot on either side of the caterpillar close to the head.

In addition to these insects there has been an increase in the yellow-striped armyworm population in south Jersey. This caterpillar feeds on a wide range of vegetable crops. It is usually a secondary pest but at times can be locally abundant. This caterpillar is black with bright yellow stripes extending the length of the body. The head is brown.

Controls for these pests are essentially the same now as later in the season. What will be the greatest problem is that some farmers may be caught off guard by their early appearance.

Calendar of Important Events

↗ Indicates the newly added event since last calendar

July 2012

↗ July 9-10

“Are You Crazy?” Retail Farm Market Tour of Western PA and Eastern OH. For more info contact Heather Mikulas at hem12@psu.edu or call (412) 473-2540.

↗ July 12

Day Neutral Strawberry Production Meeting, Linvilla Orchards, Media, PA, 5:30-8:30 p.m. For more info contact Scott Guiser at sxg6@psu.edu or call (215) 345-3283.

↗ July 15

Farm Service Agency, Reporting deadline for all crops except small grains. Last day to report prior year production for 2012 NAP APH's.

August 2012

↗ **Farm Serv. Agency,** Aug. 1 Last day to file COC election nomination forms. NAP closing for strawberries.

↗ August 3-4

Pennsylvania Organic Farm Fest, Centre County Grange Fair Grounds, Centre Hall, PA. For more info visit: www.paorganic.org/farmfest2012.

↗ August 12-16

Potato Assoc. of America Annual Meeting, Crowne Plaza-Denver Airport Conference Center, Denver. For more info visit: www.potatoassociation.org

↗ August 14-15

North American Strawberry Growers Assoc. Summer Tour, Halifax, Nova Scotia. For more info visit: www.nasga.org

↗ August 14-16

Penn State Ag Progress Days, Russell E. Larson Agricultural Research Center, 2710 West Pine Grove Rd, Pennsylvania Furnace, PA, located 9 miles SW of State College, PA. Free admission and parking. For more info call 814-865-2081 or email: agprogressdays@psu.edu.

August 29

Great Tomato Tasting, Snyder Research and Extension Farm, 140 Locust Grove Rd., Pittstown, NJ; 3 pm-dusk; \$7 admission. RSVP online at: <https://njaes.rutgers.edu/rsvp/tomato> or call 908-713-8980.

September 2012

↗ September 1

Farm Service Agency, NAP closing for Christmas trees, Fin Fish, Flowers and grass (SOD).

↗ September 11-12

Food Use Workshop: Setting Priorities for 2013 Research, St. Louis. For more info contact Van Starnier by email: starnier@aesop.rutgers.edu or visit: www.ir4.rutgers.edu

↗ September 18-20

Fresh-Cut Products: Maintaining Quality and Safety Workshop, University of California, Davis. For more info contact Penny Stockdale 530-752-7672, email: pastockdale@ucdavis.edu or visit: <http://postharvest.ucdavis.edu>

September 30

Farm Service Agency, NAP closing for Barley, Clover, Grass, Mixed Forage, Rye and Wheat. Final date to report value loss crops for 2012: ornamental nursery, Christmas trees, aquaculture, ginseng & turfgrass sod.

October 2012**October 28-31**

Pack Expo, McCormick Place, Chicago. For more info visit: www.packexpo.com

November 2012**November 5-6**

UCGAPs Practical Skill-Building for On-Farm Assessments Workshop, University of California. For more info contact Penny Stockdale 530-752-7672 or email: pastockdale@ucdavis.edu.

November 14-15

Pacific Northwest Vegetable Association Conference & Trade Show, Three Rivers Convention Center, Kennewick, Washington. For more info call 509-585-5460 or visit: www.pnva.org

December 2012**December 3-5**

Washington State Horticultural Assoc. Annual Meeting, Yakima Convention Center, Yakima, Wash. For more info contact Nicole Brunner by email: Nicole@wahort.org

December 4-6

Great Lakes Fruit, Vegetable & Farm Market EXPO, DeVos Place Convention Center, Grand Rapids, Mich. For more info visit: www.glexpo.com

January 2013**January 7-8**

Kentucky Fruit and Vegetable Conf., Embassy Suites Hotel, Lexington, Ky. For more info contact John Strang 859-257-5685 or email: jstrang@uky.edu

January 9-11

Illinois Specialty Crops, Agritourism and Organic Conf., Crowne Plaza Hotel, Springfield, Ill. For more info contact Diane Handley 309-557-3662 or email: dhandley@ilfb.org

January 10-12

Great Plains Growers Conference and Trade Show, St. Joseph, Mo. For more info contact Christy Dipman 785-532-6173 or email: cdipman@ksu.edu or visit: www.greatplainsgrowers.org

January 10-13

Southeast Regional Fruit & Vegetable Conf., International Trade & Conv. Center., Savannah, Ga. For more info call 877-994-3842 or visit: www.gfvga.org

January 14-16

Ohio Produce Growers & Marketers Assoc. Congress, Kalahari Resort, Sandusky, Ohio. For more info call 614-487-1117, email: opgma@ofa.org or visit: www.opgma.org

January 20-22

Wisconsin Fresh Fruit & Veg. Conf., Wisconsin Dells, Wis. Wisconsin Fresh Market Veg. Growers Assoc. For more info call 800-722-3120.

REGULARLY SCHEDULED MEETINGS

✓ Indicates meeting will be held at RCE of Cumberland County


| | | |
|--|---|---|
| <p>✓</p> <p>Pesticide Certification Exam Schedule—Cumberland County 291 Morton Avenue Millville, NJ 08332 (Between Rosenhayn & Carmel)</p> <p><u>2012</u></p> <p>Jun 6 Sep 26 Oct 24 Nov 7 Dec 19</p> <p>To Register call 609-984-6614 For directions call 856-451-2800 *****</p> | <p>✓</p> <p>Cumberland County Agriculture Development Board 291 Morton Avenue Millville, NJ 08332 (Between Rosenhayn & Carmel)</p> <p><u>2012</u></p> <p>Jun 13 Jul 11 Aug 8 Sep 5 Oct 10 Nov 14 Dec 12</p> <p>*Meetings start at 10 a.m. Reg. Meetings start at 7 p.m. Call DeAnn at 856-453-2211 *****</p> | <p>✓</p> <p>Cumberland County Board Of Agriculture 291 Morton Avenue Millville, NJ 08332 (Between Rosenhayn & Carmel) 7 pm meetings</p> <p><u>2012</u></p> <p>Sep 20 Oct 18 Nov 15 Dec 20</p> <p>For info call Shirley Kline, President 856-685-3784 *****</p> |
|--|---|---|

Cumberland County Improvement Authority (CCIA) Pesticide Container Recycling 9:00 a.m. to 12 Noon

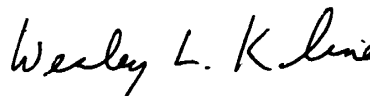
Cumberland County Solid Waste Complex
169 Jesse's Bridge Rd. (located off Route 55 Exit 29)
Deerfield Township, New Jersey
Questions? Call Karen Kritz, NJ Dept. of Ag 609-984-2506

| | | |
|--------------|------------|-------------|
| June 15 | July 20 | August 17 |
| September 21 | October 19 | November 16 |

Sincerely,



James R. Johnson
Agricultural Agent
Nursery Management Commercial
Internet: jjohnson@njaes.rutgers.edu



Wesley L. Kline, Ph.D.
Agricultural Agent
Vegetable & Herb Production
Internet: wkline@njaes.rutgers.edu

Pesticide User Responsibility: Use pesticides safely and follow instructions on labels. The user is responsible for the proper use of pesticides, residues on crops, storage and disposal, as well as damages caused by drift.

Use of Trade Names: Trade names are used in this publication with the understanding that no discrimination is intended and no endorsement is implied. In some instances the compound may be sold under different trade names, which may vary as to label.

Have you visited the Cumberland County website for the
Present and/or past issues of "Cultivating Cumberland"? It's a great
resource for information and dates.....

<http://Cumberland.njaes.rutgers.edu/>

Public Notification and Non-discrimination Statement

Rutgers New Jersey Agricultural Experiment Station Cooperative Extension educational programs are offered to all without regard to race, religion, color, national origin, ancestry, age, sex, sexual orientation, gender identity and expression, disability, atypical hereditary cellular or blood trait, marital status, civil union status, domestic partnership status, military service, veteran status, and any other category protected by law. Rutgers Cooperative Extension encourages individuals with disabilities to participate in its programs and activities. If you need special accommodations, have questions about physical access, or require alternate means for program information, please contact your local Extension Office. Contact the State Extension Director's Office if you have concerns related to discrimination, 732-932-5000, ext. 584.

NONPROFIT ORGANIZATION
U.S. POSTAGE PAID
VINELAND, NJ
PERMIT NO. 186

Cooperative Extension of Cumberland County
Extension Education Center
291 Morton Avenue
Millville, NJ 08332-9791

RUTGERS
New Jersey Agricultural
Experiment Station



May 22, 2012

Hello Produce Safety Alliance Members-

Since the proposed Produce Safety Rule outlined in the Food Safety Modernization Act (FSMA) in 2011 has not yet been released, we thought it would be good to review how you can get involved once the proposal arrives. The U.S. Food and Drug Administration (FDA) will host public meetings and provide a process for submitting comments so there will be several opportunities to participate in the review of the document.

Proposed Produce Safety Regulation: How to Stay Involved

Here are ways to stay involved throughout the process and make your voice heard.

- **Attend public meetings, hearings, and other events.**
Not less than 3 public meetings in diverse geographical areas of the United States will be held to give individuals and groups an opportunity to comment on the FDA's proposed rules under FSMA. Additional opportunities may be provided and you can find these opportunities listed under the FDA's *Meetings, Hearings, and Workshops* website as they are scheduled:
<http://www.fda.gov/Food/FoodSafety/FSMA/ucm247568.htm>.

- **Respond with written comments during the open comment period.**
Once the proposal is released, there will be time for you to read the proposal and submit written comments about what you like, dislike, how you think it may impact you, or how it could be improved. The FDA will provide electronic access to the proposed rule, but paper copies may also be obtained through the mail, upon request.

The link below will take you to the FDA Dockets Currently Open for Comment website. The proposed Produce Safety Rule will appear here for comment once it is released. Comments that are thoughtful and substantive, containing real examples and data that support your position are encouraged and will likely have the most impact.

Dockets Open for Comment: <http://www.fda.gov/Food/FoodSafety/FSMA/ucm261689.htm>.

- **Stay informed and engaged in FSMA's progress and available learning opportunities.**
Visit the [FDA's progress report page](#) or the [Produce Safety Alliance](#) website for additional opportunities and updates.

Produce Safety ALLIANCE

PSA and FDA to Host Produce Safety Rule Webinar

The FDA has committed to participate in a PSA-hosted webinar when the proposed Produce Safety Rule has been published in the Federal Register. The webinar will be widely publicized through our general and committee listserves as well as through the PSA website. This will be a great opportunity to learn about the proposed regulations and ask questions, including how it may affect fruit and vegetable growers nationwide. Notification of the date and time of this webinar will be broadcasted when the proposed rule is released.

PSA Progress Continues

The Produce Safety Alliance is moving forward with the development of the curriculum for fruit and vegetable growers. Over the past year, the PSA has tapped into a broad base of expertise and knowledge from growers, researchers, educators, and industry professionals across the country. The Alliance has hosted over 75 meetings through the working committee process to identify challenges to GAPs implementation and guide curriculum goal setting. Education and outreach will continue to be a critical priority both before and after the release of the proposed rule. We thank everyone who has participated in the PSA thus far and we look forward to continued collaboration.

If you have additional questions, please do not hesitate to contact either of us or visit the website at <http://producesafetyalliance.cornell.edu>.

Take care,
Betsy Bihn and Gretchen Wall



Produce Safety Alliance Director
Cornell University
630 W. North Street
NYSAES – Hedrick Hall
Geneva, NY 14456
Phone: 315.787.2625
Fax: 315.787.2216
Email: eab38@cornell.edu



Produce Safety Alliance Coordinator
Cornell University
630 W. North Street
NYSAES – Food Research Lab
Geneva, NY 14456
Phone: 315.787.2626
Fax: 315.787.2284
Email: glw53@cornell.edu



June 2012

Atlantic/ Cape May/ Cumberland County News

USDA Service Center

**Atlantic/ Cape May/
Cumberland County FSA**
1318 S. Main Rd. Bldg. 5A
Vineland, NJ 08360
856-205-1225 (phone)
856-205-0691(fax)

Hours

Monday - Friday
8:00 a.m. - 4:30 p.m.

County Committee

Anthony Melora
Florence Ale
Charles Muzzarelli Sr.
Lori Kertz
James Wenger

County Committee meets
2nd Wednesday of month

Staff

Angela Andreoli, CED
Robert Maxwell, FLM
Ellen Schmidt, FLO
Matt Pavone- FLO
Lori Tobin PT
Dawn Freeman, PT



May 30, 2012

2012 FSA County Committee Elections

The election of agricultural producers to Farm Service Agency (FSA) county committees is important to all farmers and ranchers, whether beginning or long-established, large or small operation. It is crucial that every eligible producer participate in these elections because FSA county committees are a link between the agricultural community and the U.S. Department of Agriculture.

County Committee (COC) members are a critical component of FSA operations. The intent is to have the COC reflect the makeup of the producers and to represent all constituents. This means wherever possible, minorities, women or lower income producers need to be on the committee to speak for these underrepresented groups.

County committees provide local input on:

- Commodity price support loans and payments
- Conservation programs
- Incentive, indemnity and disaster payments for some commodities
- Emergency programs
- Payment eligibility

FSA county committees operate within official regulations designed to carry out federal laws. County committee members apply their judgment and knowledge to make local decisions.

Election Period

June 15, 2012 - The nomination period begins.

Aug. 1, 2012 - Last day to file nomination forms (FSA-669A) at the local USDA Service Center

Nov. 5, 2012 - Ballots mailed to eligible voters
Dec. 3, 2012 - Last day to return voted ballots to the USDA Service Center

Jan. 1, 2013 - Newly elected county committee members take office

Who Can Hold Office

To hold office as a county committee member, a person must meet the basic eligibility criteria

- Participate or cooperate in a program administered by FSA
- Be eligible to vote in a county committee election
- Reside in the Local Administrative Area (LAA) in which the person is a candidate

Not have been:

- Removed or disqualified from the office of county committee member, alternate or employee
- Removed for cause from any public office or have been convicted of fraud, larceny, embezzlement or any other felony
- Dishonorably discharged from any branch of the armed services

Nominations

To become a nominee, eligible individuals must sign nomination form FSA-669A. The form includes a statement that the nominee agrees to serve if elected. This form is available at USDA Service Centers and online at http://www.fsa.usda.gov/Internet/FSA_File/sa0669a_commiteelectform.pdf

Nomination forms for the 2012 election must be postmarked or received in the local USDA Service Center by close of business **Aug. 1, 2012.**

Agricultural producers who participate or cooperate in an FSA program may be nominated for candidacy for the county committee. Individuals may nominate themselves or others as a candidate.

Additionally, organizations representing minority and women farmers or ranchers may nominate candidates. Nomination forms are

filed for the county committee of the office that administers a producer's farm records.

Who Can Vote

Agricultural producers of legal voting age may be eligible to vote if they participate or cooperate in any FSA program. A person who is not of legal voting age but supervises and conducts the farming operations of an entire farm may also be eligible to vote. More information about voting eligibility requirements can be found in the FSA fact sheet titled "FSA County Committee Election - Eligibility to Vote and Hold Office as a County Committee Member." Producers may contact their local USDA Service Center for more information.

Farming Operation Changes

If you have bought or sold land, or if you have added or dropped rented land from your operation, make sure you report the changes to the office as soon as possible. You need to provide a copy of your deed or recorded land contract for purchased property. Failure to maintain accurate records with FSA on all land you have an interest in can lead to possible program ineligibility and penalties. Making the record changes now will save you time in the future.

Farm Loans Available

There are several types of Farm Loans available from the Farm Service Agency. The following lists the types available:

- Direct Operating or Farm Ownership Loan
- Emergency Loans
- Guaranteed Operating Loan or Farm Ownership Loan
- Youth Loans

Please contact the office for more information.

NAP Production Reporting

Production records for individual crops need to be filed with our office to establish an approved NAP yield. If this is the first year you participated in NAP, you can provide production and acreage information from prior years to establish your yield. If you participated in

NAP in previous years, you must report your production and acreage on a yearly basis to keep your yield up-to-date. Records submitted must be reliable and verifiable. Records need to show crop disposition. We recommend producers submit 2011 production records as soon as harvest is complete. ***All production records must be submitted by the subsequent crop year's final acreage reporting date, which is July 15th.***

Acreage Reporting

Acreage reporting time is here. Filing an accurate acreage report for all crops and land uses, including failed acreage and prevented planting acreage, can prevent the loss of benefits for a variety of programs.


Failed acreage must be reported within 15 days of the disaster event and before disposition of the crop. Prevented planting must be reported no later than 15 days after the final planting date.

Acreage reports are required for many Farm Service Agency programs. For 2012 crops other than NAP (Noninsured Crop Disaster Assistance Program) crops, acreage reports are to be certified by the July 15th deadline for most crops. Please contact the office for specific dates. Some deadlines will be changing for the 2013 crop year.

Acreage reports on crops for which NAP assistance may be paid are due in the county office by the **earlier** of July 15th or 15 calendar days before the onset of harvest or grazing of the specific crop acreage being reported.

Timely Filing of Loss

The CCC-576, Notice of Loss, is used to report failed acreage and prevented planting and may be completed by any producer with an interest in the crop. Timely filing a Notice of Loss is required for ALL CROPS INCLUDING GRASSES. For losses on crops covered by the Non-insured Crop Disaster Assistance Program (NAP) and crop insurance, you must file a CCC-576 (notice of loss) in the FSA County Office within 15 days of the occurrence of the disaster or when losses become apparent.



If filing for prevented planting, an acreage report and CCC-576 must be filed within 15 calendar days of the final planting date for the crop.

Hispanic and Women Farmers

A process to resolve the claims of Hispanic and women farmers and ranchers who believe they were discriminated against when seeking USDA farm loans is being established.

If you believe that the United States Department of Agriculture (USDA) improperly denied farm loan benefits to you between 1981 and 2000 because you are Hispanic, or because you are female, you may be eligible to apply for compensation.

For additional information on this and other settlement issues contact:

- **Hispanic and Women Farmer Claims Process, please visit:** www.farmerclaims.gov or call 1-888-508-4429;
- **Pigford – The Black Farmers Discrimination Litigation, please visit:** www.blackfarmercase.com or call 1-866-950-5547;
- **Keepseagle - The Native American Farmers Class Action Settlement please visit:** www.IndianFarmClass.com or call 1-888-233-5506.

Bank Account Changes

Current policy mandates that FSA payments be electronically transferred into your bank account. In order for timely payments to be made, producers need to notify the FSA county office if your account has been changed or if another financial institution purchases your bank. Payments can be delayed if the FSA office is not aware of updates to your account and routing numbers.

Payment Limitations

Anyone that plans to participate in 2012 programs is required to submit a completed CCC-902, CCC-926, and CCC-901, if applicable, for payment eligibility and payment limitation purposes. The form used previously was

called a CCC-502.

Contributions

All partners, stockholders or members with an ownership interest in the legal entity must make a contribution, whether compensated or **not** compensated, for active--*

- personal labor,
- active personal management,
- or a combination of active personal labor and active personal management to the farming operation;

*Note: there are exceptions for spouses.

Additional information on payment limitations is available at FSA county offices or online at: www.fsa.usda.gov

Farm Storage Facility Loan Program

The Farm Storage Facility Loan Program (FSFLP) allows producers of eligible commodities to obtain low-interest financing to build or upgrade farm storage and handling facilities.

The new maximum principal amount of a loan through FSFL is \$500,000. Participants are now required to provide a down payment of 15 percent, with CCC providing a loan for the remaining 85 percent of the net cost of the eligible storage facility and permanent drying and handling equipment. New loan terms of 7, 10 or 12 years are available depending on the amount of the loan. Interest rates for each term rate may be different and are based on the rate which CCC borrows from the Treasury Department.

Payments are available in the form of a partial disbursement and the remaining final disbursement. The partial disbursement will be available after a portion of the construction has been completed. The final fund disbursement will be made when all construction is completed. The maximum amount of the partial disbursement will be 50 percent of the projected and approved total loan amount.

Applications for FSFL must be submitted to the FSA county office that maintains the farm's records. An FSFL must be approved before any site preparation or construction can begin.

For more information about FSFL please visit your FSA county office or www.fsa.usda.gov.

Atlantic/ Cape May/ Cumberland County
USAD Farm Service Agency
1318 S. Main Rd. Bldg. 5A
Vineland, NJ 08360



Sodbusting

Farmers and ranchers should be aware that if they use highly erodible land for crop production without proper conservation measures, they risk losing eligibility to participate in Farm Service Agency programs.

Before producers clear, plow or otherwise prepare areas not presently under crop production for planting, they are required to file an AD-1026, indicating the area to be brought into production.

If Natural Resources Conservation Service indicates that the area will be highly erodible land, the producer will be required to develop and implement a conservation plan on the affected acreage before bringing land into production.

Loans for the Socially Disadvantaged

FSA has a number of loan programs available to assist applicants to begin or continue in agriculture production. Loans are available for operating or help purchase or improve farms or ranches.

While all qualified producers are eligible to apply for these loan programs, the FSA has provided priority funding for socially disadvantaged applicants. A socially disadvantaged applicant is one of a group whose members have been subjected to racial, ethnic or gender prejudice because of his or her identity as members of a group.

FSA loans are only available to applicants who meet all the eligibility requirements and are unable to obtain the needed credit elsewhere.

Dates to Remember

| | |
|--------------|---|
| June 1 | DCP/ACRE signup deadline |
| June 1 | SURE 2010 sign up deadline |
| June 15 | COC Nomination period opens |
| July 4 | Office Closed- Independence Day |
| July 15 | Reporting deadline for all crops except small grains |
| July 15 | Last day to report prior year production for 2012 NAP APH's |
| August 1 | Last day to file COC election nomination forms |
| August 1 | NAP closing for Strawberries |
| September 1 | NAP closing for Christmas trees, Fin Fish, Flowers & Grass (SOD) |
| September 3 | Office Closed- Labor Day |
| September 30 | NAP Closing for Barley, Clover, Grass, Mixed Forage, Rye & Wheat |
| September 30 | Final date to report value loss crops for 2012: ornamental nursery, Christmas trees, aquaculture, ginseng & turfgrass sod |
| Continuing | Sign up under Continuous Sign Up (CRP) programs |

Civil Rights/Discrimination Complaint Process

As a participant or applicant for programs or activities operated or sponsored by USDA you have a right to be treated fairly. If you believe you have been discriminated against because of your race, color, national origin, age, disability, and where applicable, sex, *marital status, familial status, parental status, religion, sexual orientation, political beliefs, genetic information, reprisal, or because all or part of an individual's income is derived from any public assistance program*, you may file a discrimination complaint. The complaint should be filed with the USDA Assistant Secretary for Civil Rights within 180 days of the date you became aware of the alleged discrimination. To file a complaint of discrimination, write USDA, Assistant Secretary for Civil Rights, Office of the Assistant Secretary for Civil Rights, 1400 Independence Avenue, S.W., Stop 9410, Washington, DC 20250-9410, or call toll-free at (866) 632-9992 (English) or (800) 877-8339 (TDD) or (866) 377-8642 (English Federal-relay) or (800) 845-6136 (Spanish Federal-relay). USDA is an equal opportunity provider and employer.

Rain Barrel Workshop



Rain barrels are a great way to capture and recycle rain water for gardening.

Saturday, June 16, 2012

9:00 am - 12:00 pm

Join Rutgers Cooperative Extension and partners for a hands-on workshop designed to educate participants on the benefits of rainwater harvesting.

Workshop participants will build a rain barrel to take home!

The workshop will be held at Rutgers Cooperative Extension of Cumberland County, Education Center
291 Morton Avenue,
Millville, NJ 08332

To register call Viola at
Rutgers Cooperative Extension,
phone: (856) 451-2800 ext. 4

A \$45 registration fee includes instruction and materials for building one rain barrel. Checks should be made payable to Extension Services Program Account.

Sponsors:

- Rutgers Cooperative Extension
- AmeriCorps NJ Watershed Ambassador
- Cumberland County Improvement Authority

RUTGERS
New Jersey Agricultural
Experiment Station



Cumberland
COUNTY
IMPROVEMENT
Authority



Plant & Pest Advisory

Vegetable Alert!

Date: 5/30/12

Alert Author: Andy Wyenandt

Pest: Cucurbit downy mildew

Found: Cucurbit downy mildew has been confirmed on cucumber in areas near Swedesboro/Glassboro (Gloucester County). This is the first report of cucurbit downy mildew in the mid-Atlantic region this year.

Crop(s) at risk: all cucurbit crops in New Jersey.

Potential impact: Significant losses will occur if not controlled properly

What growers should do:

Control of cucurbit downy mildew begins with regular scouting, recognizing symptoms and weekly protectant fungicide applications. Now that downy mildew has been detected growers should scout on a daily basis and add a downy mildew specific fungicides to regular fungicide program. As a note, powdery mildew is also active in cucurbits.

Remember, all abandoned cucumber and summer squash fields should be sprayed with gramoxone or disced under immediately after last harvest to kill the foliage! Abandoned fields left unattended after use will only serve as a source of inoculum for other fields once downy mildew makes its way into our area.

Please see the 2012 Commercial Vegetable Recommendations Guide for specific fungicide recommendations

To track the progress of cucurbit downy mildew in the eastern US and to keep up with reports of Downy mildew from other states please visit North Carolina State University's Cucurbit Downy Mildew Forecasting Center at <http://www.ces.ncsu.edu/depts/pp/cucurbit/>.

If you suspect downy mildew on your farm, please contact your county agent or Andy Wyenandt (856) 455-3100 ext 4144.